

## EVOLUCIÓN APLICACIÓN LEY DEPENDENCIA CATALUNYA 31-03-2013 a 31-12-2016

	Artur Mas CiU												Puigdemont JxS				Datos
																	Periodo
<b>Beneficiarios España</b>	<b>756.423</b>	<b>746.702</b>	<b>736.249</b>	<b>753.842</b>	<b>737.120</b>	<b>733.772</b>	<b>723.471</b>	<b>745.720</b>	<b>742.813</b>	<b>746.142</b>	<b>765.053</b>	<b>796.109</b>	<b>802.269</b>	<b>826.362</b>	<b>847.747</b>	<b>865.564</b>	<b>109.141</b>
(datos IMSERSO)	31-03-13	01-06-13	30-09-13	31-12-13	31-03-14	30-06-14	30-09-14	31-12-14	31-03-15	30-06-15	30-09-15	31-12-15	31-03-16	30-6-16	30-9-16	31-12-16	31-12-16
<b>Beneficiarios Catalunya</b>	<b>139.531</b>	<b>138.499</b>	<b>135.831</b>	<b>139.391</b>	<b>135.850</b>	<b>134.448</b>	<b>128.795</b>	<b>125.821</b>	<b>127.811</b>	<b>127.559</b>	<b>127.117</b>	<b>126.450</b>	<b>126.625</b>	<b>126.118</b>	<b>126.339</b>	<b>126.668</b>	<b>-12.863</b>
(datos IMSERSO)	31-03-13	01-06-13	30-09-13	31-12-13	31-03-14	30-06-14	30-09-14	31-12-14	31-03-15	30-06-15	30-09-15	31-12-15	31-03-16	30-6-16	30-9-16	31-12-16	31-12-16
<b>Beneficiarios Catalunya</b>	<b>161.213</b>	<b>161.436</b>	<b>158.011</b>	<b>156.333</b>	<b>150.342</b>	<b>148.381</b>	<b>147.947</b>	<b>145.618</b>	<b>143.899</b>	<b>139.533</b>	<b>139.100</b>	<b>142.474</b>	<b>137.610</b>	<b>140.378</b>	<b>145.477</b>	<b>145.965</b>	<b>-15.248</b>
(datos TBSIF)	31-03-13	01-06-13	30-09-13	31-12-13	31-03-14	30-06-14	30-09-14	31-12-14	31-03-15	30-06-15	30-09-15	31-12-15	31-03-16	30-6-16	30-9-16	31-12-16	31-12-16
<b>Limbo estadístico BSIF</b>	<b>21.682</b>	<b>22.937</b>	<b>22.180</b>	<b>16.942</b>	<b>14.492</b>	<b>13.933</b>	<b>19.152</b>	<b>19.797</b>	<b>16.088</b>	<b>11.974</b>	<b>11.983</b>	<b>16.024</b>	<b>10.985</b>	<b>14.260</b>	<b>19.138</b>	<b>-19.297</b>	<b>-19.297</b>
(IMSERSO-BSIF)	31-03-13	01-06-13	30-09-13	31-12-13	31-03-14	30-06-14	30-09-14	31-12-14	31-03-15	30-06-15	30-09-15	31-12-15	31-03-16	30-6-16	30-9-16	31-12-16	31-12-16
<b>Residencia GG</b>	<b>25.372</b>	<b>25.785</b>	<b>24.956</b>	<b>25.486</b>	<b>24.923</b>	<b>25.025</b>	<b>25.773</b>	<b>25.997</b>	<b>26.012</b>	<b>25.505</b>	<b>25.993</b>	<b>26.435</b>	<b>24.728</b>	<b>25.371</b>	<b>26.275</b>	<b>25.714</b>	<b>342</b>
(datos TBSIF)	31-03-13	01-06-13	30-09-13	31-12-13	31-03-14	30-06-14	30-09-14	31-12-14	31-03-15	30-06-15	30-09-15	31-12-15	31-03-16	30-6-16	30-9-16	31-12-16	31-12-16
<b>PEV Residencia</b>	<b>10.888</b>	<b>11.399</b>	<b>11.614</b>	<b>10.814</b>	<b>9.132</b>	<b>8.160</b>	<b>7.632</b>	<b>6.958</b>	<b>6.762</b>	<b>6.878</b>	<b>7.985</b>	<b>8.678</b>	<b>8.537</b>	<b>8.747</b>	<b>9.382</b>	<b>9.506</b>	<b>-1.382</b>
(datos TBSIF)	31-03-13	01-06-13	30-09-13	31-12-13	31-03-14	30-06-14	30-09-14	31-12-14	31-03-15	30-06-15	30-09-15	31-12-15	31-03-16	30-6-16	30-9-16	31-12-16	31-12-16
<b>Cuidador no profesional</b>	<b>111.154</b>	<b>106.600</b>	<b>106.299</b>	<b>104.211</b>	<b>100.015</b>	<b>98.095</b>	<b>97.010</b>	<b>94.990</b>	<b>92.919</b>	<b>88.139</b>	<b>87.575</b>	<b>87.077</b>	<b>83.178</b>	<b>82.769</b>	<b>83.816</b>	<b>83.191</b>	<b>-27.963</b>
(datos TBSIF)	31-03-13	01-06-13	30-09-13	31-12-13	31-03-14	30-06-14	30-09-14	31-12-14	31-03-15	30-06-15	30-09-15	31-12-15	31-03-16	30-6-16	30-9-16	31-12-16	31-12-16

## DATOS A 31-12-2016

Gráfico I: Total personas dependientes España: 865.564 (+109.141)

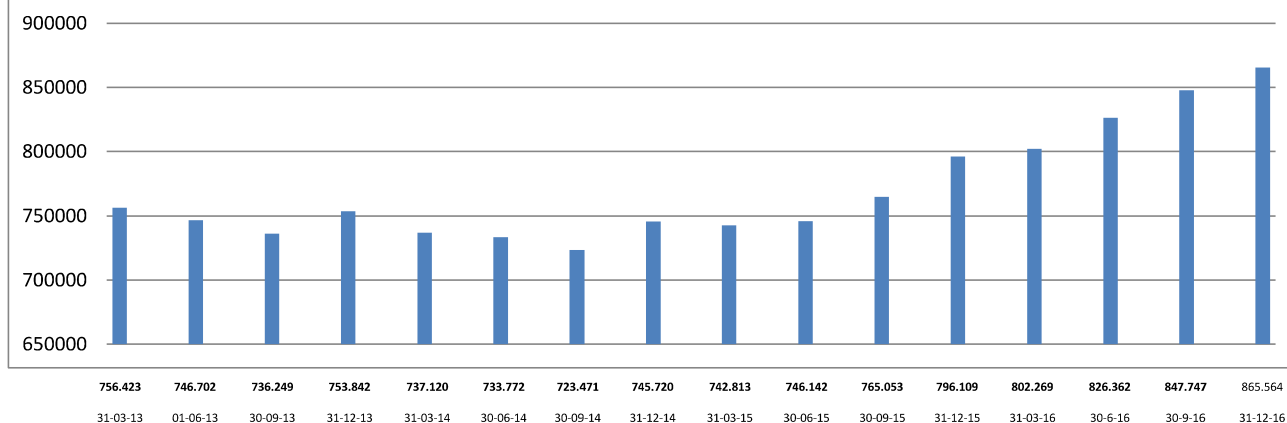
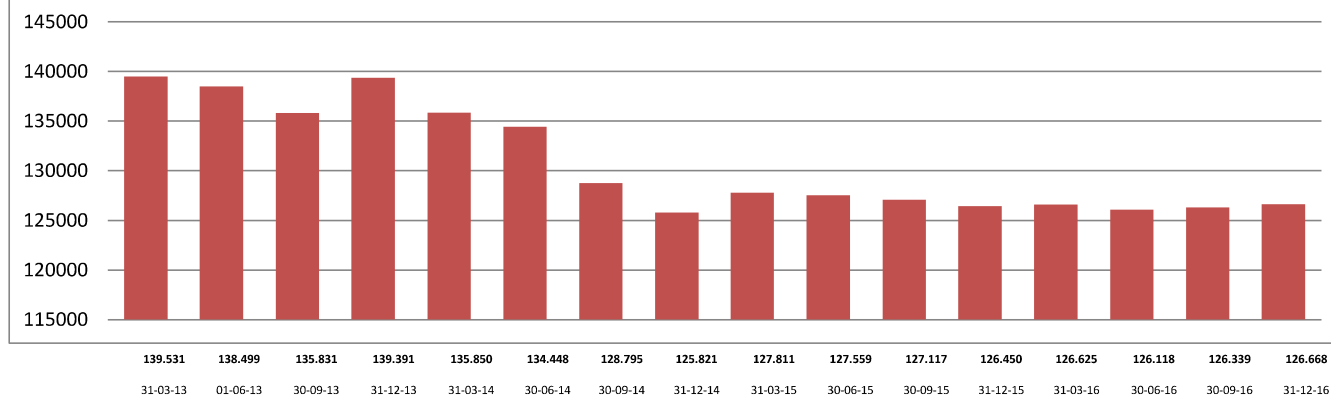
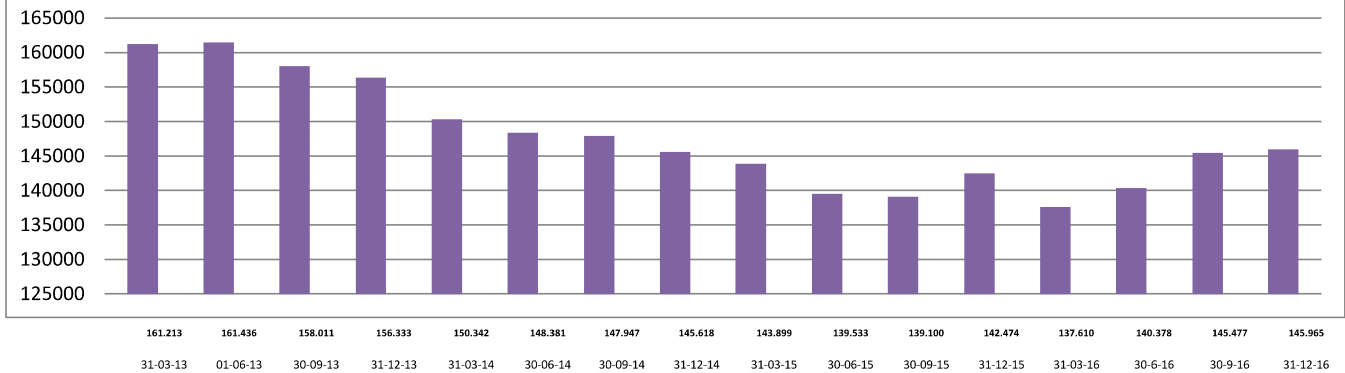


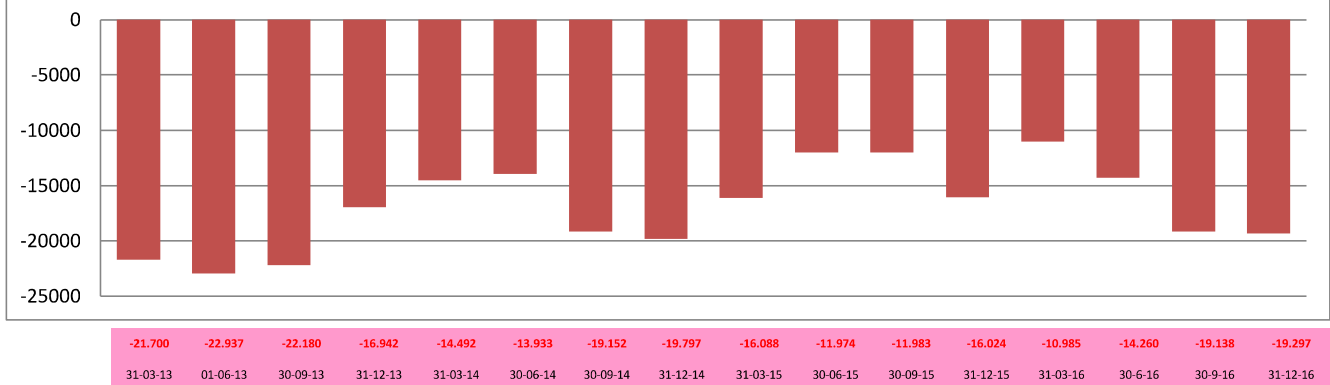
Gráfico II: Dependientes Catalunya IMSERSO: 126.668 (-12.863)



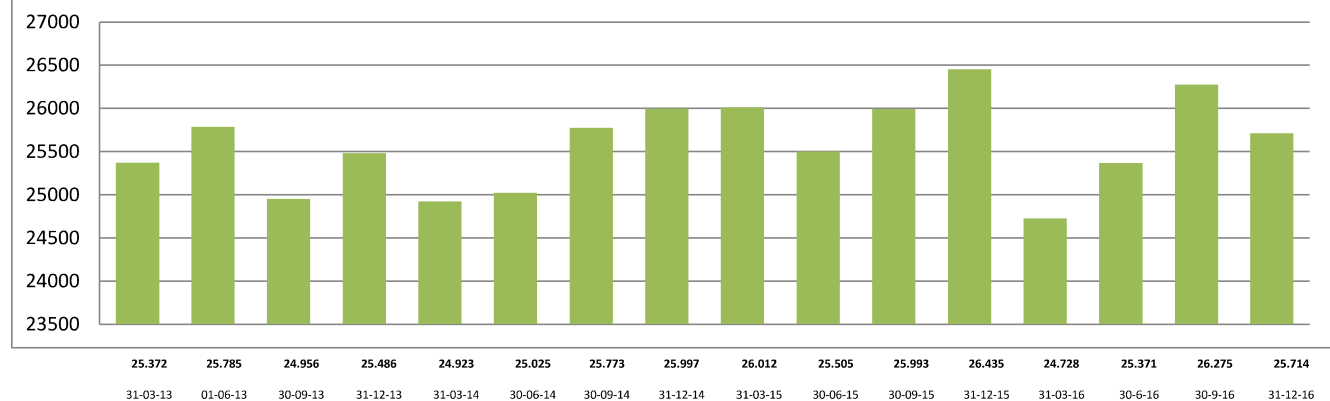
**Gráfico III: Dependientes Catalunya TBSiF: 145.995 (-15.248)**



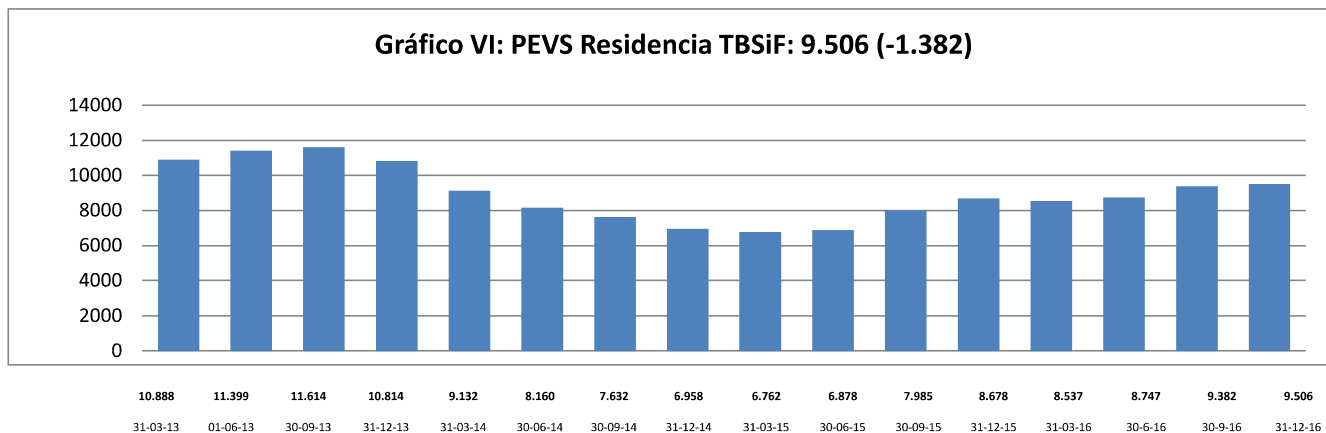
**Gráfico IV: Limbo estadístico: -19.297**



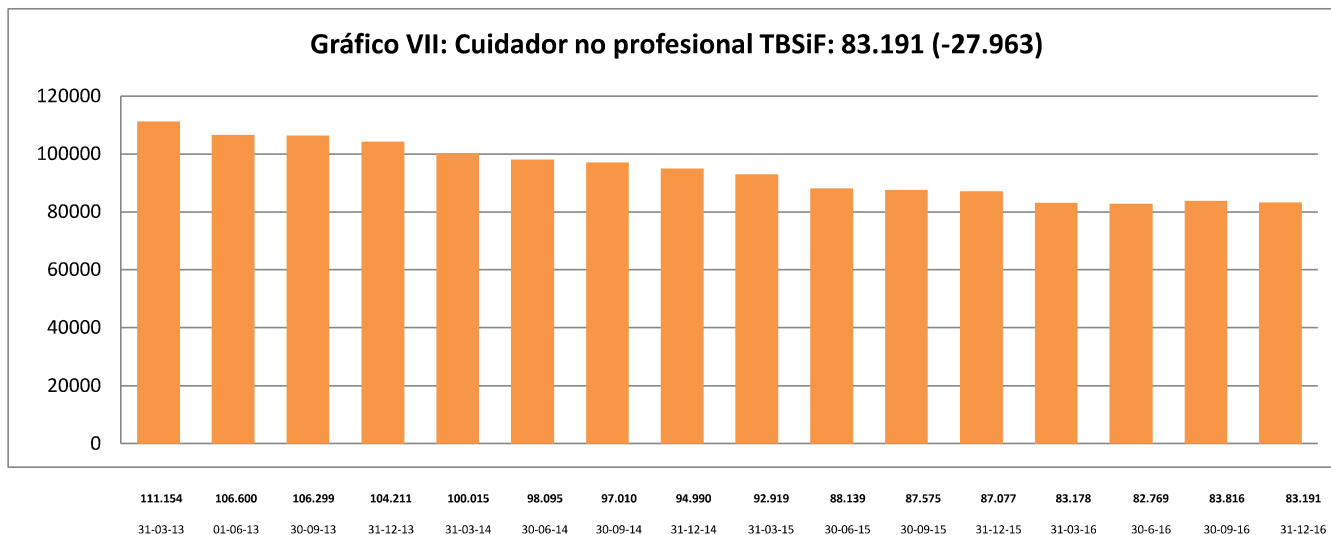
**Gráfico V: Residencia Catalunya TBSiF: 25.714 (+342)**



**Gráfico VI: PEVS Residencia TBSiF: 9.506 (-1.382)**



**Gráfico VII: Cuidador no profesional TBSiF: 83.191 (-27.963)**



**Gráfico VIII: Porcentaje beneficiarios respecto a las prestaciones reconocidas por CC.AA Grados I, II, III**

